

HEAD INJURY ALERT

Your child _____ sustained a possible head
Student's Name

Injury at _____ School on _____
School Name Date


Teacher's Name Student's Grade

Your child was seen in the office and had no problems at that time, but you should watch for any of the following symptoms:

1. Severe headache
2. Nausea and/or vomiting
3. Double vision, blurred vision, or pupils of different sizes
4. Loss of muscle coordination, such as falling down, walking strangely, or staggering
5. Any unusual behavior such as being confused, breathing irregularly, or dizziness
6. Convulsion
7. Bleeding or discharge from an ear
8. Unusual drowsiness and/or inability to awaken

If your child has any of these symptoms, **CONTACT YOUR DOCTOR AND/OR TAKE YOUR CHILD TO AN EMERGENCY ROOM FOR EVALUATION IMMEDIATELY.**

Thank you for your attention to this important aspect of your child's health.



A Fact Sheet for School Nurses




What is a concussion?

A concussion is a type of brain injury that changes the way the brain normally works. A concussion is caused by a bump, blow, or jolt to the head. Concussions can also occur from a fall or blow to the body that causes the head and brain to move rapidly back and forth. Even what seems to be a mild bump to the head can be serious.

How can I recognize a concussion?

To help you recognize a concussion, ask the injured student or witnesses of the incident about:

1. Any kind of forceful blow to the head or to the body that resulted in rapid movement of the head.
- and-
2. Any change in the student's behavior, thinking, or physical functioning. (See the signs and symptoms of concussion.)



THE FACTS:

- * All concussions are serious.
- * Most concussions occur without loss of consciousness.
- * Recognition and proper response to concussions when they first occur can help aid recovery and prevent further injury, or even death.

To download this fact sheet in Spanish, please visit: www.cdc.gov/Concussion.
Para obtener una copia electrónica de esta hoja de información en español, por favor visite: www.cdc.gov/Concussion.

U.S. DEPARTMENT OF HEALTH AND HUMAN SERVICES
CENTERS FOR DISEASE CONTROL AND PREVENTION




How can concussions happen in schools?

Children and adolescents are among those at greatest risk for concussion. Concussions can result from a fall, or any time a student's head comes into contact with a hard object, such as the floor, a desk, or another student's head or body. The potential for a concussion is greatest during activities where collisions can occur, such as during physical education (PE) class, playground time, or school-based sports activities.

Students may also get a concussion when doing activities outside of school, but then come to school when symptoms of the concussion are presenting. For example, adolescent drivers are at increased risk for concussion from motor vehicle crashes.

Concussions can have a more serious effect on a young, developing brain and need to be addressed correctly. Proper recognition and response to concussion symptoms in the school environment can prevent further injury and can help with recovery.



What are the signs and symptoms of concussion?

Students who experience **one or more** of the signs and symptoms listed below after a bump, blow, or jolt to the head or body should be referred to a health care professional experienced in evaluating for concussion.

There is no one single indicator for concussion. Rather, recognizing a concussion requires a symptom assessment. The signs and symptoms of concussion can take time to appear and can become more noticeable during concentration and learning activities in the classroom. For this reason, it is important to watch for changes in how the student is acting or feeling, if symptoms become worse, or if the student just “doesn't feel right.”

SIGNS OBSERVED BY SCHOOL NURSES

- Appears dazed or stunned
- Is confused about events
- Answers questions slowly
- Repeats questions
- Can't recall events *prior* to the hit, bump, or fall
- Can't recall events *after* the hit, bump, or fall
- Loses consciousness (even briefly)
- Shows behavior or personality changes

SYMPTOMS REPORTED BY THE STUDENT

Thinking/Remembering:

- Difficulty thinking clearly
- Difficulty concentrating or remembering
- Feeling more slowed down
- Feeling sluggish, hazy, foggy, or groggy

Emotional:

- Irritable
- Sad
- More emotional than usual
- Nervous

Physical:

- Headache or “pressure” in head
- Nausea or vomiting
- Balance problems or dizziness
- Fatigue or feeling tired
- Blurry or double vision
- Sensitivity to light or noise
- Numbness or tingling
- Does not “feel right”


Sleep*:

- Drowsy
- Sleeps *less* than usual
- Sleeps *more* than usual
- Has trouble falling asleep

**Only ask about sleep symptoms if the injury occurred on a prior day.*



Remember, you can't see a concussion and some students may not experience or report symptoms until hours or days after the injury. Most young people with a concussion will recover quickly and fully. But for some, concussion signs and symptoms can last for days, weeks, or longer.



What are concussion danger signs?

In rare cases, a dangerous blood clot may form on the brain in a person with a concussion and crowd the brain against the skull. The student should be taken to an emergency department right away if s/he exhibits any of the following danger signs after a bump, blow, or jolt to the head or body:

- One pupil larger than the other
- Is drowsy or cannot be awakened
- A headache that gets worse and does not go away
- Weakness, numbness, or decreased coordination
- Repeated vomiting or nausea
- Slurred speech
- Convulsions or seizures
- Cannot recognize people or places
- Becomes increasingly confused, restless, or agitated
- Has unusual behavior
- Loses consciousness (even a brief loss of consciousness should be taken seriously)

For more information and tool kits for youth sports coaches and high school coaches, visit www.cdc.gov/Concussion.

What can school nurses and school professionals do?

Below are steps for you to take when a student comes to your office after a bump, blow, or jolt to the head or body.

1. **Observe student for signs and symptoms of concussion for a minimum of 30 minutes.**
2. **Complete the *Concussion Signs and Symptoms Checklist* and monitor students consistently during the observation period.** The form includes an easy-to-use checklist of signs and symptoms that you can look for when the student first arrives at your office, fifteen minutes later, and at the end of 30 minutes, to determine whether any concussion symptoms appear or change.
3. **Notify the student's parent(s) or guardian(s) that their child had an injury to the head.**
 - > **If signs or symptoms are present:** refer the student right away to a health care professional with experience in evaluating for concussion. Send a copy of the *Concussion Signs and Symptoms Checklist* with the student for the health care professional to review. Students should follow their health care professional's guidance about when they can return to school and to physical activity.

- > **If signs or symptoms are not present:** the student may return to class, but should not return to sports or recreation activities on the day of the injury. Send a copy of the *Concussion Signs and Symptoms Checklist* with the student for their parent(s) or guardian(s) to review and ask them to continue to observe the student at home for any changes. Explain that signs and symptoms of concussion can take time to appear. Note that if signs or symptoms appear, the student should be seen right away by a health care professional with experience in evaluating for concussion.



Children and teens with a concussion should NEVER return to sports or recreation activities on the same day the injury occurred. They should delay returning to their activities until a health care professional experienced in evaluating for concussion says they are symptom-free and it's OK to return to play. This means, until permitted, not returning to:

- Physical Education (PE) class,
- Sports practices or games, or
- Physical activity at recess.



What do I need to know about students returning to school after a concussion?

Supporting a student recovering from a concussion requires a collaborative approach among school professionals, health care professionals, parents, and students. All school staff, such as teachers, school nurses, counselors, administrators, speech-language pathologists, coaches, and others should be informed about a returning student's injury and symptoms, as they can assist with the transition process and making accommodations for a student. If symptoms persist, a 504 meeting may be called. Section 504 Plans are implemented when students have a disability (temporary or permanent) that affects their performance in any manner. Services and accommodations for students may include speech-language therapy, environmental



School Policies:

Students Returning to School after a Concussion

Check with your school administrators to see if your district or school has a policy in place to help students recovering from a concussion succeed when they return to school. If not, consider working with your school administration to develop such a policy. Policy statements can include the district's or school's commitment to safety, a brief description of concussion, a plan to help students ease back into school life (learning, social activity, etc.), and information on when students can safely return to physical activity following a concussion.

adaptations, curriculum modifications, and behavioral strategies.

Encourage teachers and coaches to monitor students who return to school after a concussion. Students may need to limit activities while they are recovering from a concussion. Exercising or activities that involve a lot of concentration, such as studying, working on the computer, or playing video games, may cause concussion symptoms (such as headache or tiredness) to reappear or get worse. After a concussion, physical and cognitive activities—such as concentration and learning—should be carefully monitored and managed by health and school professionals.

If a student already had a medical condition at the time of the concussion (such as chronic headaches), it may take longer to

recover from the concussion. Anxiety and depression may also make it harder to adjust to the symptoms of a concussion.

School professionals should watch for students who show increased problems paying attention, problems remembering or learning new information, inappropriate or impulsive behavior during class, greater irritability, less ability to cope with stress, or difficulty organizing tasks. Students who return to school after a concussion may need to:

- Take rest breaks as needed,
- Spend fewer hours at school,
- Be given more time to take tests or complete assignments,
- Receive help with schoolwork, and/or
- Reduce time spent on the computer, reading, or writing.

It is normal for a student to feel frustrated, sad, and even angry because s/he cannot return to recreation or sports right away, or cannot keep up with schoolwork. A student may also feel isolated from peers and social networks. Talk with the student about these issues and offer support and encouragement. As the student's symptoms decrease, the extra help or support can be gradually removed.

What can I do to prevent and prepare for a concussion?

Here are some steps you can take to prevent concussions in school and ensure the best outcome for your students:

Prepare a concussion action plan. To ensure that concussions are identified early and managed correctly, have an action plan in place before the start of the school year. This plan can be included in your school or district's concussion policy. You can use the online action plan for sports and recreation activities at: www.cdc.gov/concussion/response/html. Be sure that other appropriate school and athletic staff know about the plan and have been trained to use it.

Educate parents, teachers, coaches, and students about concussion. Parents, teachers, and coaches know their students well and may be the first to notice when a student is not acting normally. Encourage teachers, coaches, and students to:

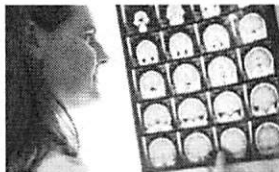
- Learn about the potential long-term effects of concussion and the dangers of returning to activity too soon.
- Look out for the signs and symptoms of concussion and send students to see you if they observe any or even suspect that a concussion has occurred.
- View videos about concussion online at: www.cdc.gov/Concussion.

Prevent long-term problems. A repeat concussion that occurs before the brain recovers from the previous concussion—usually within a short period of time (hours, days, or weeks)—can slow recovery or increase the likelihood of having long-term problems. In rare cases, repeat concussions

can result in edema (brain swelling), permanent brain damage, and even death. Keep students with a known or suspected concussion out of physical activity, sports, or playground activity on the day of the injury and until a health care professional with experience in evaluating for concussion says they are symptom-free and it is OK for the student to return to play.

Create safe school environments.

The best way to protect students from concussions is to prevent concussions from happening. Make sure your school has policies and procedures to ensure that the environment is a safe, healthy place for students. Talk to all school staff and administrators and encourage them to keep the physical space safe, keep stairs and hallways clear of clutter, secure rugs to the floor, and check the surfaces of all areas where students are physically active, such as playing fields and playgrounds. Playground surfaces should be made of shock-absorbing material, such as hardwood mulch or sand, and maintained to an appropriate depth. Proper supervision of students is also important.



For more detailed information about concussion diagnosis and management, please download *Heads Up: Facts for Physicians about Mild Traumatic Brain Injury* from CDC at: www.cdc.gov/Concussion.

U.S. DEPARTMENT OF HEALTH AND HUMAN SERVICES
CENTERS FOR DISEASE CONTROL AND PREVENTION



Monitor the health of your student athletes.

Make sure to ask whether an athlete has ever had a concussion and insist that your athletes are medically

evaluated and are in good condition to participate in sports. Keep track of athletes who sustain concussions during the school year. This will help in monitoring injured athletes who participate in multiple sports throughout the school year.

Some schools conduct preseason baseline testing (also known as neurocognitive tests) to assess brain function—learning and memory skills, ability to pay attention or concentrate, and how quickly someone can think and solve problems. If an athlete has a concussion, these tests can be used again during the season to help identify the effects of the injury. Before the first practice, determine whether your school would consider baseline testing.

Again, remember your
concussion ABCs:

- A—Assess the situation
- B—Be alert for signs and symptoms
- C—Contact a health care professional



* For more information on concussion and to order additional materials for school professionals **FREE-OF-CHARGE**, visit: www.cdc.gov/Concussion.

References:

1. Ewing-Cobbs L, Barnes M, Fletcher JM, et al. Modeling of longitudinal academic achievements scores after pediatric traumatic brain injury. *Dev Neuropsychol* 2004; 25(1-2): 107-33.
2. Ewing-Cobbs L, Prasad MR, Kramer L, et al. Late intellectual and academic outcomes following traumatic brain injury sustained during early childhood. *J Neurosurg* 2006; 105(4 Suppl): 287-96.
3. Gilchrist J, Thomas KE, Xu L, McGuire LC, Coronado VG. Nonfatal sports and recreation related traumatic brain injuries among children and adolescents treated in emergency departments in the United States, 2001-2009. *MMWR* 2011; 60(39): 1337-1342.
4. Halstead ME, Walter KD, The Council on Sports Medicine and Fitness. Sport-related concussion in children and adolescents. *Pediatrics*. 2010; 126: 597-615.
5. Datalys Center. Home page. Datalys Center Website. Available from: <http://www.datalyscenter.org/>. Accessed October 27, 2011.
6. Yang J, Peek-Asa C, Allareddy V, Phillips G, Zang Y, Cheng G. Patient and hospital characteristics associated with length of stay and hospital charges for pediatric sports-related injury hospitalizations in the United States, 2000-2003. *Pediatrics*. 2007; 119: e813-e820.
7. Cantu R. Second impact syndrome: Immediate management. *Physician and Sports Medicine*. 1992;20:55-66.
8. Cantu R. Second-impact syndrome. *Clinical Sports Medicine*. 1998;17:37-44.
9. Cantu R, Voy R. Second impact syndrome. *Physician and Sports medicine*. 1995;23(6):27-34.
10. McCrory P, Berkovic S. Second impact syndrome. *Neurology*. 1998;50:677-683.
11. Saunders R, Harbaugh R. The second impact in catastrophic contact-sports head trauma. *JAMA*. 1984;252(4):538-539.
12. Shenouda C, Hendrickson P, Davenport K, Barber J, Bell KR. The effects of concussion legislation one year later--what have we learned: a descriptive pilot survey of youth soccer player associates. *The Journal of Injury, Function, and Rehabilitation*. Jun;4(6):427-35.2012.
13. Murphy A, Kaufman MS, Molton I, Coppel DB, Benson J, Herring SA. Concussion evaluation methods among Washington State high school football coaches and athletic trainers. *The Journal of Injury, Function, and Rehabilitation*. Jun;4(6):419-26. 2012.
14. Washington State. Engrossed House Bill 1824, Chapter 475, Laws of 2009, 61st Legislature, 2009 Regular Session. Effective: July 26, 2009. Available from: <http://apps.leg.wa.gov/documents/billdocs/2009-10/Pdf/Bills/Session%20Law%202009/1824.SL.pdf>. Accessed January 3, 2011.
15. Oregon state. Senate Bill 348. 75th Oregon Legislative Assemble--2009 Regular Session. Available from: <http://www.leg.state.or.us/09reg/measures/sb0300.dir/sb0348.en.html>. Accessed July 3, 2011.
16. Map of Concussion in Sports Legislation. National Conference of State Legislatures. <http://www.ncsl.org/issues-research/health/traumatic-brain-injury-legislation.aspx>. Accessed May 13, 2013.
17. McCrory, Meeuwisse, Johnston, Dvorak, Aubry, Molloy, Cantu. Consensus statement on concussion in sport – The 3rd International Conference on concussion in sport, held in Zurich, November 2008, *Journal of Clinical Neuroscience* 16 (2009) 755–763.



Additional Resources:

For more information and resources on concussion and CDC's Heads Up program, visit www.cdc.gov/Concussion or contact CDC at cdcinfo@cdc.gov or 1-800-CDC-INFO (232-4643) TTY 1-888-232-6348.



For more information and resources on
concussion and the CDC's Heads Up program,
visit: www.cdc.gov/Concussion.